


Family Traditions

girl scouts
of west central florida



Tradition is not only used to describe Christmas, Thanksgiving, and many other holidays celebrated around the . It also means the things we do in our home, with our family, year after year. It is any activity you purposefully repeat together as a family which lends a certain **magic**, **spirit**, and **texture** to our everyday lives.

Did you know?



Some families celebrate the first 100 days of a new baby in the family. Some Families leave secret notes for each other. Some sing particular songs during family outings or stories only they know passed down from family member to family member. Some star-watch together and wait for meteor showers throughout the year. Some have season welcoming traditions, like feasts, cooking or trips for spring, summer or fall. Some cultures have two Christmas celebrations. Some craft together and teach each other what they do as a family.

In the Caribbean, there are many traditions. Culturally, they celebrate a second Christmas called the Epiphany in December. We say that the Wisemen come from afar to bring gifts for all the children...



Who leave out grass and water for the camels on their long trip!

Remind you of any tradition?



My family celebrates springtime by going to the **kite festival**.

We drive to an old fortress on the north of Puerto Rico called El Morro after making our own kites at home. There we fly kites with people from all over the island and even visitors from near and far.



Spring Winds mean Kite flying!

Want to make your own Kite?!

All you need is:



Sticks

Tape


Thread

Glue


Scissors

Paper


Something to make a ribbon with

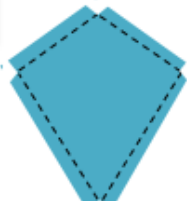


STEPS to FOLLOW :

1.  Tie and glue two sticks in a cross.
(You can use three if you want to make a Hexagonal Kite; just tie them in the center)




2.  Tie a line around them to make the frame.

3.  Measure the paper and cut to the appropriate size. Nick the hem corners to allow folding over thread line.

4.  Attach paper to frame, folding hem over it and gluing it in place.

5.  Mark two points, at center and bottom of kite. Make a two legged bridle.

6.  Attach a line for launch and one below as a tail. Add ribbon for weight.

Join us through **TikTok** this Tuesday to see us get this all together!

How about **you?**

What traditions does your family have? Share them and tag us
#gswcf #GirlScoutsatHome #WeareFamily

