

Distance Drawing (Draw & Guess)!

Goal: Speaker becomes aware of how they need to describe clearly for the listener and also how things are easily misunderstood and misinterpreted

Materials: Pencil, crayons, or markers, papers for each pair, picture of objects (or skip this and choose objects that you have at home!)

Instructions: One partner describes what to draw without naming the object

Each pair can sit on a chair, or the floor (whichever is more enjoyable!) separated at least six feet from their partner faced away. One partner will be the person drawing, and the other partner will verbally instruct the person. The non-drawing partner is given a common shape. They are not allowed to tell them what the shape is; they have to describe it.

Variance: Make it a family game and use blind-folds and flip paper! The “artist” is separated from the other family members. Each flipchart is positioned to face away from the participant(s) so that they cannot see what the “artist” is drawing. The drawing that is closest to the actual item wins the game.



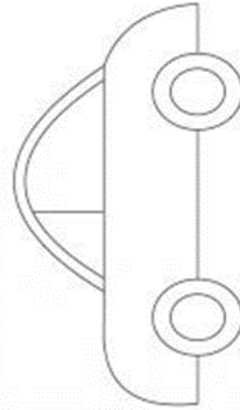
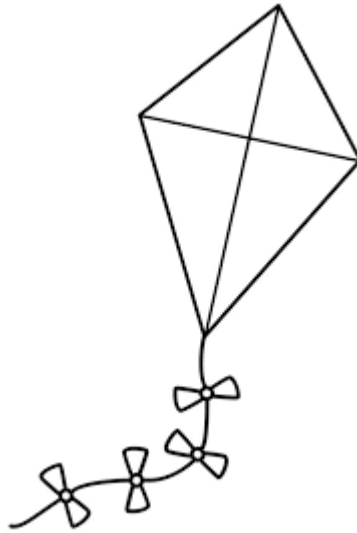

Rules: The “artist” cannot ask any questions and can only draw based on the instructions given by the speaker. There is a time limit of 3 minutes for the drawing to be completed. Play at least two rounds before switching. Once the time is up (30 seconds to one minute), discuss how close the drawing is to the shape requested. You can start off with simple shapes like circles and squares and go on to more complex ones.

Discussion questions: How well did the first person describe the shape to their partner? How well did the second person understand the instructions, and how close were they to duplicating the actual shape of the picture? Did they discover any problems with the sending or receiving parts of communication, and how did they overcome this?


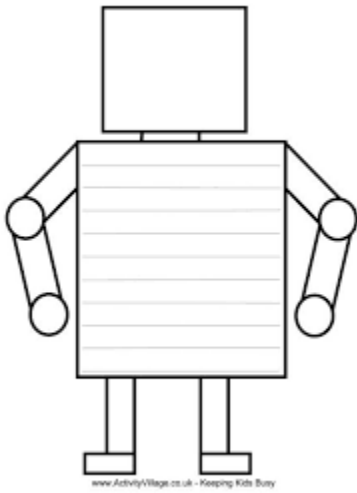

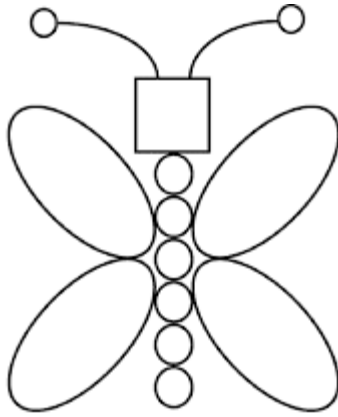
Suggested Learning Outcomes: Communication, Patience, Healthy Relationships, and Critical Thinking

Be sure to tag us in your final drawings @gswcf on Tik Tok, Instagram, or Facebook and use hashtags #GirlScoutsAtHome and #GSArtShow

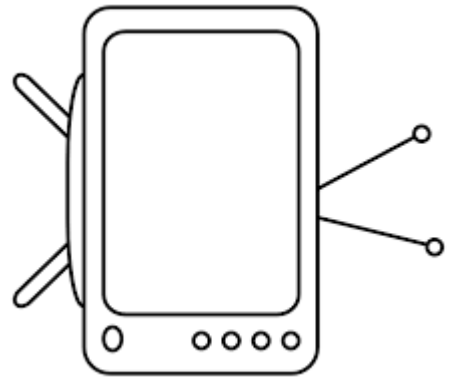
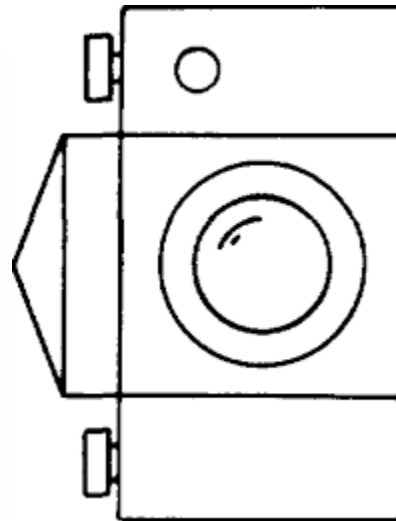

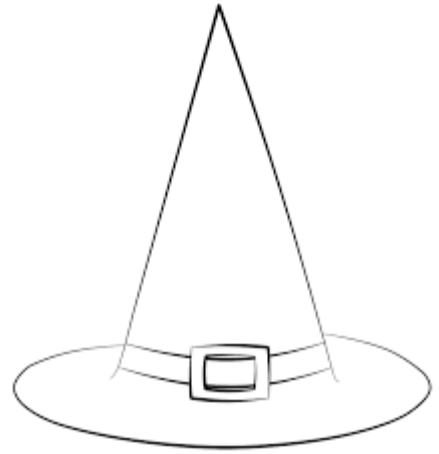
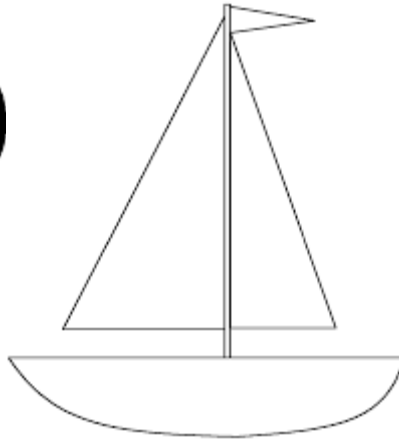

Examples of drawings:



Be sure to tag us in your final drawings @gswcf on Tik Tok, Instagram, or Facebook and use hashtags #GirlScoutsAtHome and #GSArtShow



Be sure to tag us in your final drawings @gswcf on Tik Tok, Instagram, or Facebook and use hashtags #GirlScoutsAtHome and #GSArtShow



Be sure to tag us in your final drawings @gswcf on Tik Tok, Instagram, or Facebook and use hashtags #GirlScoutsAtHome and #GSArtShow